

Doclea tetraptera Walker, 1887. The name *armata* has priority over the other two and has to be used for the species, as has been pointed out for the first time by Wagner (1986).

De Haan just provided the name and the figures, and gave no information on locality, collectors etc. of the specimen. Herklots (1861) gave the type locality "Padang," but that, until 1986, was all the printed information on the species. Wagner (1986) gave an extensive redescription and figures of the species, partly based on De Haan's type.

Eurypodius latreillii Guérin, 1828

Figure 21

Inachus (Eurypodius) Cuvieri De Haan, 1839: pl. H.

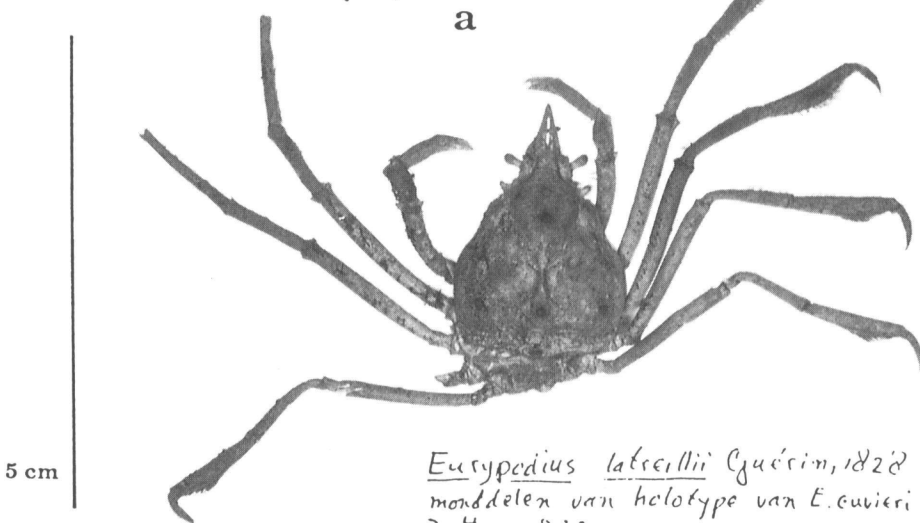
Eurypodius Audouinii H. Milne Edwards & Lucas, 1842: 3, pl. 1 fig. 1.

Inachus (Eurypodius) Cuvierii: Herklots, 1861: 136.

Eurypodius latreillei: Garth, 1957: 19; Garth, 1958: 40.

Fig. 21

Eurypodius latreillii Guérin, 1828
holotype van *Eurypodius Cuvieri* De
Haan, 1839
Chili 1826-1833 A. d'Abigny
ontvangen in 1838 van Mus Parijs via
V. Audouin (zie lijst van den zending, nr 2)



Eurypodius latreillii Guérin, 1828
monddeelen van holotype van *E. Cuvieri*
De Haan, 1839.
Chili 1826-1833 A. d'Abigny



b

3 cm

Material. - Chile, 1826-1833, leg. A. d'Orbigny (received in 1838 from Paris Museum through J. V. Audouin), 1 dry ♀ holotype of *Inachus (Eurypodius) cuvieri* De Haan (with a modern label "*Eurypodius latreillei*" written by Dr. J. J. Tesch) (a), and a set of mouth parts ("*Inachus (Eurypodius) Cuvieri*, Aud.") (b).

The species is nowhere mentioned in the text of *Fauna Japonica*; it only occurs on pl. H, where the first and third maxillipeds are figured with the accompanying name "*Inachus (Eurypodius) Cuvieri*, Audouin," which makes that name available as from 1839 with De Haan as the author.

This is one of the four species collected by A. d'Orbigny and received in 1838 by the Leiden Museum from the Paris Museum under manuscript names given to them by J. V. Audouin (see p. 4). The manuscript name *Eurypodius cuvieri*, made available by De Haan in 1839, was not adopted by H. Milne Edwards & Lucas (1842) when, after the death of Audouin, they published their study of d'Orbigny's Decapoda. They did consider the species to be new and proposed for it the name *Eurypodius Audouinii*, evidently unaware of the existence (or availability) of *E. cuvieri* De Haan.

In modern literature (cf. Garth, 1957, 1958) both *E. audouinii* and *E. cuvieri* are sunk in the synonymy of *E. latreillii* Guérin, 1828. So far as I know, the specific name *cuvieri* De Haan, 1839, has never been used for this species except by De Haan himself. Garth (1957, 1958) noted its existence.

***Inachoides lambriformis* (De Haan, 1839)**

Figure 22

Inachus (Microrhynchus) "(*Cyrnus*, Audouin in litt.)" De Haan, 1839: 86.

Inachus (Microrhynchus) lambriformis De Haan, 1839: pl. H.

Inachus (Microrhynchus) Microrhynchus: Herklots, 1861: 135.

Inachoides microrhynchus H. Milne Edwards & Lucas, 1842: 5, pl. 4 fig. 2.

Inachoides microrhynchus: Garth, 1957: 18; Garth, 1958: 96, pl. E. fig. 9, pl. 6 fig. 3.


Material. - Chile, 1826-1833, A. d'Orbigny (received 1838 from Paris Museum through J. V. Audouin), 1 dry male holotype of *Inachus (Microrhynchus) lambriformis* De Haan, 1839 (a), and a set of mouth parts ("*Inachus (Cijrnus) microrhynchus* Bell") (b).

The species *Inachus (Microrhynchus) lambriformis* was not mentioned by De Haan in the text of his book, but he figured the mouth parts (first and third maxillipeds) under the name *Inachus (Microrhynchus) lambriformis*, n. sp. The name *lambriformis* De Haan, 1839 thereby is an available name. The type specimen was received by the Leiden Museum in 1838 from the Paris Museum through J. V. Audouin under the name "*Cyrnus microrhynchus*, Aud. (inédit) Callao" (see p. 4). De Haan (1839: 86) accepted the subgenus *Microrhynchus* Bell, 1835 and cited "*Cyrnus*, Audouin in litt." as a synonym.

It is obvious therefore that he assigned *Cyrnus microrhynchus* Aud. to the genus *Microrhynchus*. It is not clear why he gave the species a new specific name. Possibly he did so to avoid the tautonymy of *Inachus (Microrhynchus) microrhynchus*, but, on the other hand, he evidently did not consider tautonymy illegal, since on p. 29 of his work he used the name "*Ocy-pode (Uca) uca*, Linn."

H. Milne Edwards & Lucas (1842) described the species as new and placed it in a new

Fig. 22

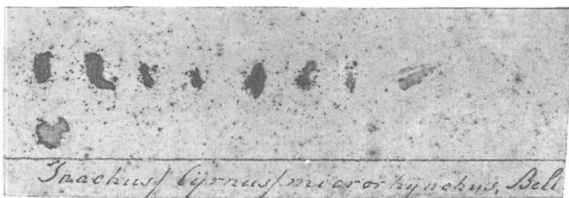


Inachoides lambriformis (De Haan, 1839)
 holotype ♂
 also syntype of *Inachoides microrhynchus* H. Milne
 Edwards & Lucas, 1842.
 Callao, Peru 1826-1833 A. d'Orbigny
 of Chili
 ontvangen Fabr. Mus. 1840 van Mus. Parijs via
 Audouin (zie lijst no. 10 onder *Cyrnus microrhynchus*)

a

30 mm

b



Inachoides lambriformis (De Haan)
 1839
 mandelen van holotype ♂
 Callao, Peru of Chili, 1826-1833
 A. d'Orbigny den. Mus. Parijs, 1838

5 cm

genus. They used Audouin's old specific name *microrhynchus* for the species and the new name *Inachoides* for the genus. The specific name *microrhynchus* H. Milne Edwards & Lucas, 1842, now proves to be a junior synonym of *lambriformis* De Haan, 1839, and has to make way for De Haan's name, which thus has to be used for the species.

It is not clear whether the name *Cyrnus* De Haan, 1839, is an available name. It was published by De Haan in the synonymy of *Microrhynchus* Bell, 1835. According to Art. 11e of the International Code of Zoological Nomenclature the name *Cyrnus* De Haan would only be available if before 1961 it has been treated as an available name and either adopted as the name of a taxon or treated as a senior homonym. Now *Cyrnus* De Haan, 1839, has been listed as a normal generic name in the nomenclators by Sherborn (1925, Index Anim., (7): 1767) and Neave (1939, Nomencl. Zool., 1: 946), but it is debatable whether this can be considered to be "adopted as the name of a taxon". I do not know of any use of *Cyrnus* De Haan in a taxonomic paper as the valid name for a genus. Fortunately this problem is purely academic, as *Cyrnus* De Haan, 1839, is preoccupied by

Cyrnus Stephens, 1836, for a genus of Trichoptera.

Leucippa pentagona H. Milne Edwards, 1833

Figure 23

Pisa (Leucippe) Ensinadae De Haan, 1839: pl. G.

Leucippa Ensenadae H. Milne Edwards & Lucas, 1842: 9, pl. 5 fig. 3.

Pisa (Leucippe) Ensinadae: Herklots, 1861: 134.

Leucippa pentagona: Garth, 1957: 26; Garth, 1958: 220, pl. O fig. 2, pl. 25 fig. 4.

Material. - Chile, 1826-1833, A. d'Orbigny (received 1838 from Paris Museum through J. V. Audouin), 1 dry ♀ holotype of *Pisa (Leucippe) Ensinadae* De Haan (old label: "Ensinadae Aud. Audouin Chili") (a), and one set of mouth parts ("*Pisa (Leucippe) Ensinadae*, Aud.") (b).

Fig. 23



a

Leucippa pentagona H. Milne Edwards, 1833
holotype van *Pisa (Leucippe) Ensinadae* De Haan,
1839
Chili, 1826-1833 A. d'Orbigny leg.
don Mus Parijs, 1838, via J. Audouin (lijst Audouin,
nr. 15)

10 mm

b

Leucippa pentagona H. Milne Edwards, 1833
mondstukken van holotype *Pisa (Leucippe) Ensinadae*
De Haan, 1839
Chili, 1826-1833 A. d'Orbigny.

30 mm



This species, like the previous, belongs to the 4 species received in 1838 by the Leiden Museum from the Paris Museum through J. V. Audouin, and which all four carried a manuscript name given by Audouin (see p. 4).

In dealing with the subgenus *Leucippa* H. Milne Edwards, 1833 (which he incorrectly spelled *Leucippe*), De Haan (1839: 85) did not mention any species; on his pl. G, however, he figured the first and third maxillipeds of what he named "*Pisa (Leucippe) Ensinadae* Audouin." Hereby Audouin's manuscript name *ensinadae* became an

available name with De Haan, 1839 as the author. The species was probably described for the first time by H. Milne Edwards & Lucas (1842: 9, pl. 5 fig. 3), who named it *Leucippa ensenadae*. The specific name *ensenadae* De Haan, 1839 has priority over *ensenadae* H. Milne Edwards & Lucas, 1842, and should be used in its stead. At present, however, *Leucippa ensenadae* is considered a junior synonym of *Leucippa pentagona* H. Milne Edwards, 1833 (see Garth, 1957, 1958).

Maja tuberculata De Haan, 1839

Figure 24

Maja (Maja) tuberculata De Haan, 1839: pl. F.
? *Maia (Maia)* - nov. spec. Herklots, 1861: 132.

Material. – mouth parts of holotype ("*Maja () tuberculata*"). Locality unknown.

Maja tuberculata De Haan, 1839.
monddeelen van holotype
identiteit onbekend. Van plaats van oorsprong
onbekend, misschien Molukken Herklots
(1861, Tydsche Entomol., 4. 132) vermeldt nr. 243.
243 van *Maja (Maia)* - nov. spec. Iles moluques
wat mogelijk deze soort is

Fig. 24



10 cm

De Haan (1839: pl. F) figured the first and third maxilliped of a species that he indicated as *Maja (Maja) tuberculata*. Nowhere else in his book this name is mentioned.

In the collection of the Leiden museum the mouth parts of the specimen are present, but there is no trace of the specimen from which the mouth parts have been taken. The mouth parts in themselves are not sufficient to identify the species, which, however, must be quite large as the third maxilliped is about 18 mm long (De Haan's figures prove to be natural size).

Herklots (1861: 132) in his enumeration of the Crustacea of the Leiden Museum listed under *Maia (Maia)*, apart from three known species, the following: "243. - nov. spec. Iles moluques." This lot might be the elusive *Maja tuberculata*, but even that is not certain. The identity of *Maja tuberculata* De Haan, 1839 (a species with an available name) probably will remain an unsolved puzzle.

Tiarinia cornigera (Latreille, 1825)

Figures 25-A & 25-B

Pisa (Menaethius) tuberculata De Haan, 1839: pl. G.


Menoethii tuberculati De Haan, 1839: 84.

Periceram cornigeram: De Haan, 1839: 84.

Pisa (Pericera) cornigera: Herklots, 1861: 133.

Material. - Java, Indonesia, 1820-1823, H. Kuhl and J. C. van Hasselt, 3 dry ♂ (CW: 18.6 - 13.6 mm) syntypes of *Pisa (Menaethius) tuberculata* De Haan (old label: "*cornigera* Latr. Kuhl, Van Hasselt Java") (a) and two sets of mouth parts ("*Pisa (Pericera) tuberculata* DH Java") (b), and "*Pisa (Menaethius) tuberculatus* DH" (c); the last one (c) is somewhat dubious, it consists only a third maxillipede, which is far larger than that of any of the specimens.

Fig. 25-A



On pl. G of *Fauna Japonica* De Haan figured the first and third maxillipeds of "*Pisa (Menaethius) tuberculata*, n. sp.". After pl. G was finished and no changes could be made in it anymore, but before the text of Decas IV was printed, De Haan realized that what he had named *Menaethius tuberculatus* is nothing else than *Pericera cornigera* (Latreille, 1825), a species at present placed in the genus *Tiarinia*. De Haan made the following corrections in the text on p. 84. Under *Menaethius* he wrote: "Respectu *Menoethii tuberculati* n. in tabula partium manducationis conferantur supra ad *Periceram* memorata." And under *Pericera* he made the following remark: "Loco *Menoethii tuberculati* in tabula partium manducationis G. lege *Periceram cornigeram*, Latreille."

The three syntypes of De Haan's species show that he was correct in his reidentification. The available name *Pisa (Menaethius) tuberculata* De Haan, 1839, now thus disappears in the synonymy of *Tiarinia cornigera* (Latreille, 1825).

Fig. 25-B

Tiarinia cornigera (Lacaille, 1825)
 manddelen van syn type van *Pisa* (Menaethius)
tuberculata De Haan, 1839
 Java, Indonesia 1820-1823
 H. Kuhl = J.C. van Hasselt


b



5 cm

Tiarinia cornigera (Lacaille, 1825)?
 Beide nyp van mogelijk *Pisa* (Menaethius)
tuberculata De Haan, 1839
 Java, Indonesia 1820-1823 H. Kuhl & J.C. van
 Hasselt
 Dit materiaal is wat dubieus. Het is
 scheef opgeplakt en te groot voor een
 van de 3 exemplaren van no.
 Mogelijk van een verloren gegaan ex.?

c



3 cm

Macrura Reptantia

Callianassidae

Callianassa celebica De Haan, 1844

Callianassa celebica De Haan, 1844, pl. N.

The fact that the name *Callianassa celebica* was published with figures of the species makes it available as from 1844 with De Haan as its author. The figures represent the mouth parts (maxillula, maxilla and first to third maxillipeds). Nowhere in the text of *Fauna Japonica* the species is mentioned. No material of the type specimen is extant anymore. The fact that Herklots (1861: 144) does not list any material of *Callianassa* as being present in the collection of the Leiden Museum makes it likely that the type was lost somewhere between 1844 and 1861. It is not likely that the figures of the mouth parts in themselves would make it possible to identify the species. Judging by the specific name the species was collected in Celebes (= Sulawesi, Indonesia).

In the iconographic collection of the Division of Crustacea of the Leiden Museum is a beautiful water colour sketch of an Axiid from Timor made in April 1829 by G. van Raalten. On this sketch is written in pencil, possibly in the handwriting of H. Schlegel, who from 1858 to 1884 was director of the Museum, the words: "Callianassa celebica." This identification is most unlikely as the specimen is not a Callianassid and does not originate from Celebes. The problem of the identity of *Callianassa celebica* seems to be insoluble.

Macrura Natantia

Atyidae

Atyopsis moluccensis (De Haan, 1849)

Figure 26

Atya moluccensis De Haan, 1849: 186, pl. O.

Atya Moluccensis: Herklots, 1861: 147.

Atya moluccensis: Miers, 1880: 382, pl. 15 figs. 3, 4.

Atyopsis moluccensis: Chace, 1983: 27, figs. 16-19.

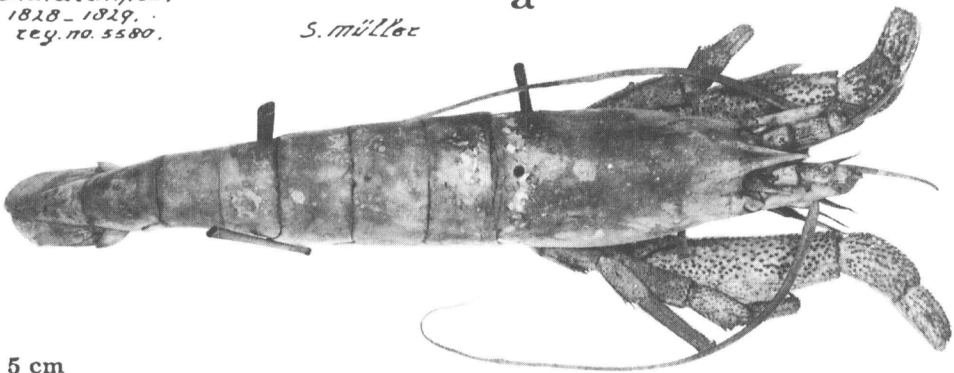
Material. – Moluccas, Indonesia, 1828, S. Müller. - 1 dry ♂ lectotype (Reg. no. D 5580) (a) and 1 dry ♀ paralectotype (Reg. no. D 21090) of *Atya moluccensis* De Haan (b).

Fig. 26

RIJKSMUSEUM VAN NATUURLIJKE HISTORIE, LEIDEN

Atya spinipes Newport
 Lectotype v. *Atya moluccensis* De Haan
 Molukken.
 Ind. Archipel.
 1828-1829.
 reg. no. 5580. S. Müller

a

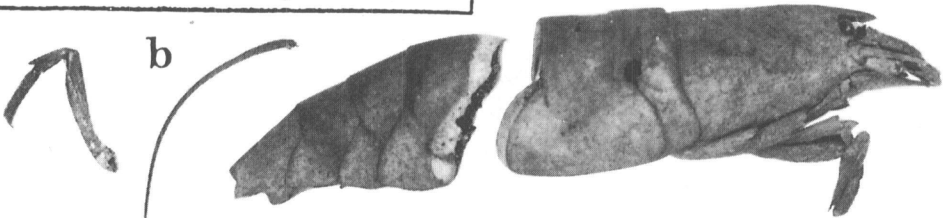


5 cm

RIJKSMUSEUM VAN NATUURLIJKE HISTORIE, LEIDEN

Atya spinipes Newport
 paralectotype van *Atya*
moluccensis De Haan
 Molukken. 1828-1829 S. Müller

b



5 cm

De Haan (1849) gave a short description of the species (p. 186) and figured the mouth parts (pl. O). Miers (1880) noted the similarity between *Atya moluccensis* and *Atya spinipes* Newport, 1847, but thought the species distinct. Many subsequent authors adopted the name *moluccensis* for the species, and it was the commonly accepted name until about 1932. Cowles (1915: 147-151) and J. Roux (1925: 145-154) came to the conclusion that the two names *moluccensis* and *spinipes* were synonymous, but nevertheless continued to use *moluccensis*, the junior of the two. Only as late as 1928 J. Roux took the logical step and substituted the name *moluccensis* by *spinipes*. He was followed in this by most subsequent authors, until in 1983 Chace made clear that there are consistent differences between the two and he treated them as distinct species, for which he established the new genus *Atyopsis*. The valid name for the present species is *Atyopsis moluccensis* (De Haan, 1849).

References

- Audouin, J. V., 1826. Explication sommaire des planches de Crustacés de l'Egypte et de la Syrie, publiées par Jules-César Savigny, membre de l'Institut; offrant un exposé des caractères naturels des genres avec la distinction des espèces. Description de l'Egypte, Hist. nat., 1(4): 77-98. (Atlas, Hist. nat., vol. 2 (Crust.) pls. 1-13).
- Audouin, J. V., 1827. Title as above. Description de l'Egypte, (ed. 2) 22: 249-290.
- Buitendijk, A. M., 1945. Note on the xanthid subgenus *Eudora* De Haan. Zoologische Mededeelingen, Leiden, 25: 36-38.
- Buitendijk, A. M., 1960. Brachyura of the families Atelecyclidae and Xanthidae (Part I). Biological Results of the Snellius Expedition. XXI. Temminckia, 10: 252-338, figs. 1-9.
- Chace, F. A., 1983. The *Atya*-like shrimps of the Indo-Pacific region (Decapoda: Atyidae). Smithsonian Contributions to Zoology, 384: i-iii, 1-54, figs. 1-24.
- Cowles, R. P., 1915. Are *Atya spinipes* Newport and *Atya armata* Milne Edwards synonyms for *Atya moluccensis* de Haan? Philippine Journal of Science, 10(D): 147-153, fig. 1.
- Crosnier, A., 1962. Crustacés Décapodes Portunidae. Faune de Madagascar, 16: 1-154, text-figs. 1-256, pls. 1-13.
- Dana, J. D., 1852. Crustacea. United States Exploring Expedition during the years 1838, 1839, 1840, 1841, 1842 under the command of Charles Wilkes, U. S. N., 13: 1-1620.
- Desmarest, A. G., 1823. Malacostracés. Dictionnaire des Sciences naturelles, 28: 138-425, atlas vol. 4, 58 pls.
- Desmarest, A. G., 1825. Considérations générales sur la classe des Crustacés, et description des espèces de ces animaux, qui vivent dans la mer, sur les côtes ou dans les eaux douces de la France: i-xix, 1-446, pls. 1-56, 5 tabs.
- Garth, J. S., 1957. The Crustacea Decapoda Brachyura of Chile. Reports of the Lund University Chile Expedition 1948-49. 29. Lunds Universitets Arsskrift, (n. ser.) (2) 53(7): 1-130, text-figs. 1-11, pls. 1-4.
- Garth, J. S., 1958. Brachyura of the Pacific coast of America. Oxyrhyncha. Allan Hancock Pacific Expeditions, 21(1): i-xii, 1-499; (2): 500-854, pls. A-Z4, 1-55.
- Gistel, J., 1846. Lexikon der entomologischen Welt, der carcinologischen und arachnologischen: 1-328.
- Gistel, J. N. F. X., 1848. Naturgeschichte des Thierreichs. Für höhere Schulen: i-xvi, 1-216, (1-4), text-figs., pls. 1-32.

- Griffin, D. J. G., 1968. The designation of a neotype for *Cancer chabrus* Linnaeus and the status of *Plagusia capensis* De Haan (Decapoda, Grapsidae). *Crustaceana*, 15(2): 209-213, pl. 1.
- Guinot, D., 1976. La superfamille des Belloioidea et trois sous-familles de Xanthidae (Polydectinae Dana, Trichiinae de Haan, Actaeinae Alcock). Constitution de quelques groupes naturels chez les Crustacés Décapodes Brachyours. I. Mémoires du Muséum National d'Histoire naturelle, (n. ser.) (A, Zool.) 97: 1-308, text-figs. 1-47, pls. 1-19.
- Haan, W. de, 1833-1850. Crustacea. In: P. F. von Siebold, Fauna Japonica sive descriptio animalium, quae in itinere per Japoniam, jussu et auspiciis superiorum, qui summum in India Batava Imperium tenent, suscepto, annis 1823-1830 collegit, notis, observationibus et adumbrationibus illustravit (Crustacea): ix-xvi, vii-xvii, i-xxxii, 1-243, pls. 1-55, A-Q, (2).
- Herklots, J. A., 1861. Symbolae carcinologicae. I. Catalogue des Crustacés qui ont servi de base au système carcinologique de M. W. de Haan, rédigé d'après la collection du Musée des Pays-Bas et les Crustacés de la Faune du Japon. *Tijdschrift voor Entomologie*, 4: 116-156.
- Holthuis, L. B., 1977. The Grapsidae, Gecarcinidae and Palicidae (Crustacea: Decapoda: Brachyura) of the Red Sea. *Israel Journal of Zoology*, 26: 141-192, figs. 1-3.
- Holthuis, L. B., 1979. H. Milne Edwards's "Histoire naturelle des Crustacés" (1834-1840) and its dates of publication. *Zoologische Mededelingen, Leiden*, 53 (27): 285-296.
- Holthuis, L. B. & T. Sakai, 1970. Ph. F. von Siebold and Fauna Japonica. - A history of early Japanese zoology: (i-xviii), 1-323, pls. 1-32, 1 map, 7 unnumbered pls.
- Holthuis, L. B. & E. Sivertsen, 1967. The Crustacea Decapoda, Mysidacea and Cirripedia of the Tristan da Cunha Archipelago with a revision of the "frontalis" subgroup of the genus *Jasus*. Results of the Norwegian scientific expedition to Tristan da Cunha 1937-1938, 52: 1-55, text-figs. 1-9, pls. 1-5.
- Krauss, F., 1843. Die Südafrikanischen Crustaceen. Eine Zusammenstellung aller bekannten Malacostraca, Bemerkungen über deren Lebensweise und geographische Verbreitung, nebst Beschreibung und Abbildung mehrerer neuen Arten: 1-68, pls. 1-4.
- Latreille, P. A., 1831. Cours d'Entomologie, ou de l'Histoire naturelle des Crustacés, des Arachnides, des Myriapodes et des Insectes; à l'usage des élèves de l'école du Muséum d'Histoire Naturelle: i-xiii, 1-568, 1-26, pls. 1-24.
- Leach, W. E., 1815. The zoological miscellany; being descriptions of new, or interesting animals, 1: 1-144, pls. 1-60.
- Leene, J. E., 1938. Brachygnatha: Portunidae. The Decapoda Brachyura of the Siboga-Expedition. VII. Siboga Expedition, Monographs, 39(c3): 1-156, figs. 1-86.
- Man, J. G. de, 1881. Carcinological studies in the Leyden Museum. No. 1. Notes from the Leyden Museum, 3: 121-144.
- Man, J. G., de, 1881a. Carcinological studies in the Leyden Museum. No. 2. Notes from the Leyden Museum, 3: 245-256.
- Man, J. G., de, 1883. Carcinological studies in the Leyden Museum. No. 3. Notes from the Leyden Museum, 5: 150-169.
- Man, J. G. de, 1890. Carcinological studies in the Leyden Museum. No. 4. Notes from the Leyden Museum, 12: 49-126, pls. 3-6.
- Marcgraf, G., 1648. *Historiae rerum naturalium Brasiliae, libri octo: quorum tres priores agunt de plantis. Quartus de piscibus. Quintus de avibus. Sextus de quadrupedibus, et serpentibus. Septimus de insectis. Octavus de ipsa regione, et illis incolis. Cum appendice de Tapuyis, et Chilensibus.* In: G. Piso & G. Marcgraf, *Historia naturalis Brasiliae* (2): 1-293, figs.
- Miers, E. J., 1880. Crustacea Anomura and Macrura (except Penaeidea). On a collection of